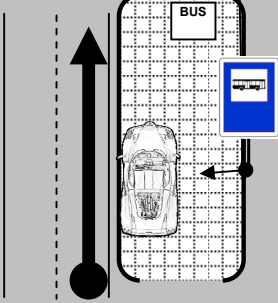




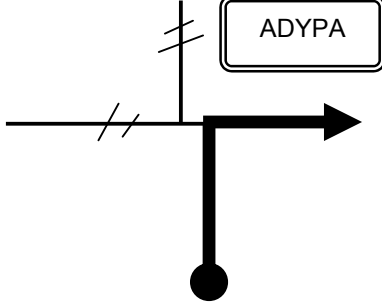

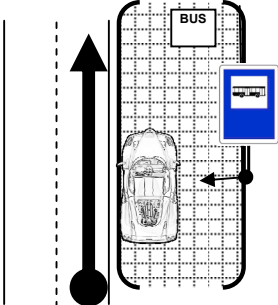


Rallye Clásicos Mungia

Tramo de calibración

Nº	DIST. TOTAL	DIST.PARC. CORREGIDA	DIRECCION	INFORMACION
1	0,000	0,000		BI - 3715 
2	1,61			x BI - 3131 
3	4,464			BI - 3131 EN ESQUINA DE VALLADO FIN TRAMO DE CALIBRACION
4	4,52			x BI - 3715 
5	4,70			BI - 3715 COMIENZO TRAMO DE CALIBRACION